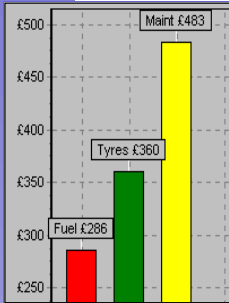


Information at your fingertips

Once transactions are entered into FREEWAY they automatically update the easy reference graphs. So a clear picture of your fleet performance is never more than a mouse-click away.



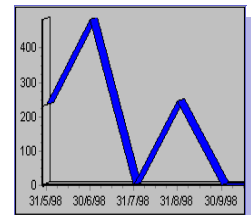
Costs - Repairs, Fuel, Tyres, Oil

How much are you spending on different cost categories? FREEWAY graphs an instant answer. The cost categories can be extended to include costs that match your requirements. You can for example add 'Red Diesel' and 'Ancillary Equipment'.

Each cost category can have a number of sub-categories. Maintenance for example can include, Bodywork, Brakes, Clutch, Cooling, and Electrics. These categories can be based on VMRS numerical codes or plain English.

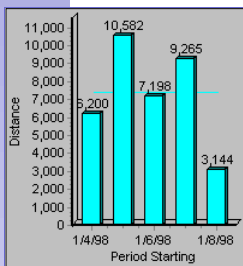
Cost changes over time

FREEWAY also draws a picture of cost changes from one month to the next. This example shows repairs expenditure over a 5-month period. There are similar graphs showing cost changes for fuel, tyres, oil, etc.



Drill down

Peaks on a graph can be investigated with a 'drill down' facility. This could be used in the example above to list all the transactions that contribute to the peak on the left. This might show that a major service was carried out in that month. Or you may need to 'drill down' still further to the detail of each transaction and see how many are the result of 'accidents' or 'avoidable damage'.



Usage analysis

A usage graph is updated every time that distance (miles, kilometres or hours) is entered. This can be done with every transaction - for example when fuel is issued or parts are fitted. Alternatively distance readings can be entered at the end of each day, week or month.

Figures are checked to warn against incorrect entry.

Pence / Distance graphs

Pence per distance graphs for all cost categories are also available.

Instant answers

There is a powerful query facility that allows you to select practically any subset of transactions. The example shown here requests a list of all the clutches above a certain value fitted in a date range.

Description	Containing	Clutch		
Date	In Range	1/6/98	To	24/9/98
Cost (Act)	>	200		

This query can be further refined. For example, you could add that you only want the list to include clutches fitted to a particular make and model of vehicle. The results of a query can be sorted, for example by cost or registration number.

Queries can be saved for re-use.

Vehicle, Fleet or Section

Graphs and costs can be shown for an individual vehicle, the entire fleet or a section of the fleet.

Screen view or print

Graphs and query results can be viewed on-screen or printed.